


RAPID



Vessel Specifications

Build	2017
Shipyard	UMOEO Mandal AS
Flag	Danish
CLASS	DNV 1A1 HSLC R1 Windfarm Service
Trade area	Near Costal areas
Length O.A.	26.6 m
Beam	10.5 m
Max draft	3.2 m
Air draft	15.2 – 12.8 m
Bow fender height	4.3 m
GT	210.6 t
NT	63.2 t
IMO No.	9822774
Call Sign	OYRX2
MMSI	219024900
E-mail	rapid@um.no
Telephone	+45 92 92 05 56
Satellite Phones	+47 21 41 91 79

Performance

Max speed	45 knots
Service speed @ 21 l/nm	38 knots
Range @ 38kn & 15 m ³ fuel	700 nm

Crew and IP facilities

Crew	3 (4max)
Cabins for crew	3
IP capacity	24
Seats	Air dampened recline seats w/ 2-point seat belt
Seating area	Saloon
Accessibilities	Toilets, A/C, Wi-Fi, 2 x TV for Safety Videos
Pantry	Yes
Coolers	Yes

Capacities

Ship tanks	2 x 5.4 m ³ , 1 x 5.0 m ³
Cargo tanks	N/A
Fresh water	1600 L
Sewage	1.0 m ³ Gray 1.0 m ³ Black
Max. total cargo	4 ton
Forward deck area	26 m ²
Deck load	1.5 ton/m ²
Total deck area	40 m ²
Container fittings	N/A



Deck equipment

Crane (Optional)	TMP320KHERCULES 4.8m -155kg, 1.6m-475kg
Fuelling	N/A
Pump capacity	N/A
Pressure washer	N/A
Deck output	1 x 380V
Moonpool	N/A

Engines

Main	2 x MTU 2000 16V M72 1440 kW
Auxiliary	2 x Perkins 65 kW
Gear boxes	2 x Transtech WCG BEVEL
Water Jets	2 x MJP 650 CSU
Bow thrusters	N/A
Lift fan engines	Scania DI13 360 kW

Navigation equipment

Radar	1 x FURUNO FAR 2117 X-band
Radar	1 X FURUNO FAR 2117 S-band
ECDIS	Furuno PCU 3000
VHF	2x Sailor VHF DSC (6222;6215)
MF/HF	Sailor 6301 MF/HF
AIS	Furuno universal FA-150
Sat Compass	FURUNO
GPS	FURUNO GP-150
Echo sounder	FURUNO FE-800
Navtex	FURUNO NX-700
Speed log	SKIPPER EML224
Autopilot	SIMRAD AP 70
Motion dampening	Humphree Active Ride Control

Bridge control

Manoeuvring	***
Navigation lights	***
Monitoring	CCTV with 15 cameras
BWA	ALPHATRON Alpha BNWAS

Charter facilities


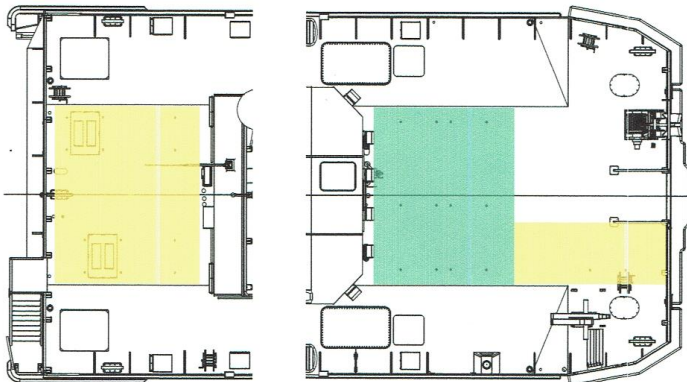
On bridge	Sofa and workstation
-----------	----------------------

1 Maximum cargo capacity with distribution

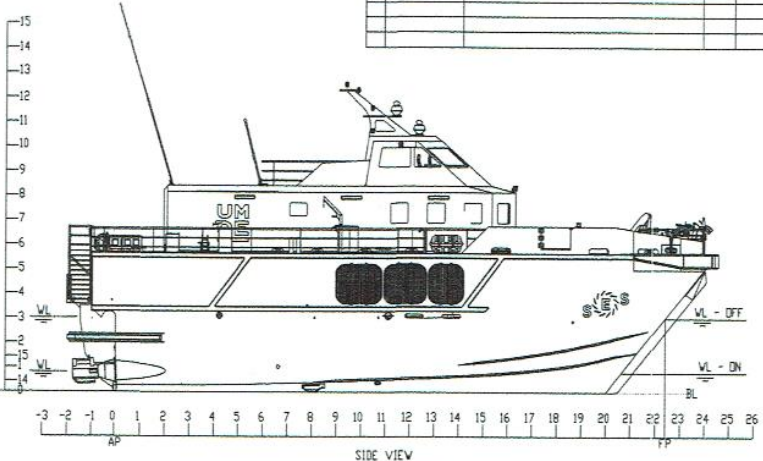
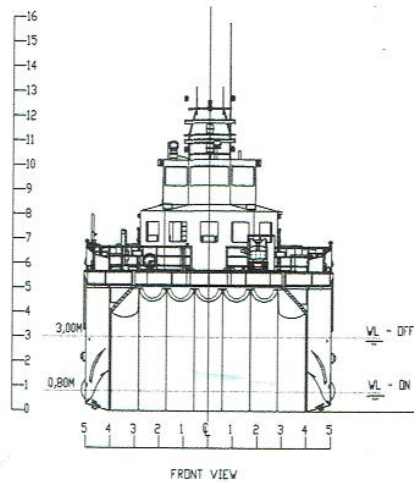
Maximum total cargo: 4 tons

Maximum deck load distribution:

Stern cargo area:	0.6 t/m2	(yellow on drawing)
Main cargo area:	1.5 t/m2	(green on drawing)
Forward area:	0.6 t/m2	(yellow on drawing)



Rev.	Date (dd/mm/yyyy)	Reason for issue/change	Drawn	Contr.	Appr.
A	04/07/2016		LLD	TS	SRS



MAIN PARTICULARS

LENGTH OVER ALL 26,56 m
 WIDTH OVER ALL 10,4 m
 DRAUGHT 3,00 (0,8)m (on cushion)
 GROSS TONNAGE 120 gt
 CARGO CAPACITY 4 mT
 TRANSIT SPEED 40 kn
 RANGE 700 nm
 CREW 3
 PASSENGERS 24
 PROPULSION (WATER JETS POWERED BY HIGH-SPEED DIESEL ENGINES)

